



CAUTION
KEEP OUT OF REACH OF CHILDREN
READ SAFETY DIRECTIONS BEFORE OPENING OR USING



FARMALINX

Atrazine 900 WG

HERBICIDE

ACTIVE CONSTITUENT: 900g/kg ATRAZINE

GROUP **C** HERBICIDE

For the control of weeds and grasses in sorghum, maize, sugar cane, TT-canola, lucerne and for fallow area maintenance and other situations as per the Directions for Use table.

**IMPORTANT: READ THE ATTACHED LEAFLET BEFORE OPENING OR USING. THE BAG MUST NOT BE SOLD SEPARATELY.
DO NOT DESTROY BOX WHILE PRODUCT STILL REMAINS.**

farmalinx

FARMALINX Pty Ltd ABN 95 134 353 245
South Sydney Corporate Park, Unit W2E, 75-85 O'Riordan Street, Alexandria NSW 2015
T: 02 8338 9473 F: 02 9313 4352 W: www.farmalinx.com

CONTENTS
10kg





FARMALINX

Atrazine 900 WG

HERBICIDE

MIXING

- Fill vat 60-80% full with clean water BEFORE adding Atrazine 900 WG. Begin agitating vat contents vigorously and continue agitating during entire mixing and spraying operations.
- Pour required amount of Atrazine 900 WG STEADY into vat. Allow vigorous bypass agitation to completely disperse product. DO NOT dump product into vat all at once.
- After adding required quantity of Atrazine 900 WG and obtaining COMPLETE DISPERSION, continue to fill vat to desired level for spraying. Thorough agitation of the spray liquid should continue during the entire spraying operation. N.B Spray solution should NOT be left standing in the vat or spray boom lines overnight.

STORAGE AND DISPOSAL

Store in the closed, original container in a dry, cool, well-ventilated area out of direct sunlight. Shake bag contents into spray tank until the bag is empty. Single rinse plastic bag before disposal. Add

rinsings to spray tank. Do not dispose of undiluted chemicals onsite. Puncture or shred and deliver empty packaging for appropriate disposal to an approved waste management facility. If an approved waste management facility is not available, bury the empty packaging 500 mm below the surface in a disposal pit specifically marked and set up for this purpose clear of waterways, desirable vegetation and tree roots, in compliance with relevant Local, State or Territory government regulations. DO NOT burn empty containers or product.

SAFETY DIRECTIONS

Avoid contact with eyes and skin. DO NOT inhale dust or spray mist. When preparing spray and using the prepared spray wear. After use and before eating, drinking or smoking, wash hands, arms and face thoroughly with soap and water. After each day's use wash gloves.

FIRST AID

If poisoning occurs, contact a doctor or Poisons Information Centre. Phone Australia 13 11 26.

MATERIAL SAFETY DATA SHEET

Additional information is listed in the material safety data sheet (MSDS). A material safety data sheet for FARMALINX Atrazine 900 WG Herbicide is available from FARMALINX Pty Ltd on request. Call Customer Service on 02 8338 9473.

NOTICE: Seller warrants that the product conforms to its chemical description and is reasonably fit for the purposes stated on the label when used in accordance with directions under normal conditions of use. No warranty (other than non-excludable statutory warranties) of merchantability or fitness for a particular purpose, express or implied, extends to the use of the product contrary to label instructions, or under off-label permits not endorsed by FARMALINX Pty Ltd or under abnormal conditions. FARMALINX Pty Ltd accepts no liability for any loss or damage arising from incorrect storage, handling or use.



IN A TRANSPORT
EMERGENCY
DIAL 000

POLICE OR FIRE BRIGADE

SPECIALIST ADVICE IN AN EMERGENCY ONLY

1800 024 973

ALL HOURS – AUSTRALIA WIDE

Batch No.

BARCODE

Date of Manufacture

farmalinx

APVMA Approval No: 64356/51580

Atrazine 900 WG

HERBICIDE

DIRECTIONS FOR USE: RESTRAINTS:

DO NOT use as a pre-emergent spray on light sandy soils.

DO NOT use on weeds over 4cm tall.

DO NOT apply to waterlogged soil.

DO NOT apply if heavy rains or storms that are likely to cause surface runoff are forecast within two days of application.

DO NOT irrigate to the point of runoff for at least two days after application.

DO NOT use a pre-emergence application in Sorghum, Broom Millet or Saccaline during the wet season in the northern irrigation areas of Western Australia.

TT Canola: **DO NOT** use or apply this product post-emergence on raised beds or where furrows have been created in soil for the purposes of holding or channeling water.

DO NOT apply product to any drainage line. Drainage lines show evidence of the action of periodically flowing water (for example, gravel, pebble, rock or sand bed, scour hole or nick point) and/or incised channel at least 30cm deep.

DO NOT handle, mix, apply or conduct testing operations in areas susceptible to run-off where drainage results in rapid entry into waterways, particularly where no specific and effective action has been taken to prevent run-off into waterways. These areas may include areas mounded perpendicular to the contour, roads, access tracks, snig tracks, and compacted log dumps.

SOIL MOISTURE

The product requires rainfall or irrigation to move it down through the soil into the weed root zone to make it effective.

Sufficient rain or irrigation to thoroughly wet the soil through the weed zone should occur or be made within 10 days after spraying.

Situation & Crop	Weeds Controlled	State	Rate/ha	Critical Comments
Canola – (Triazine Tolerant (TT) varieties only) Pre emergence or post sowing pre emergence only	Capeweed, Charlock, Clover, Corn Cromwell, Doublegee, Fumitorias, Geraniums, Ivyleaf Speedwell, London Rocket, Mustards, Turnips, Paterson's Curse, Shepherd's Purse, Silver Grass (Vulpia). Suppression of Annual Ryegrass, Barley Grass, Brome Grass, Wild Oats and Wild Radish	All States	1.1-2.2kg/ha	Important: This use is subject to adherence to the INTEGRATED WEED MANAGEMENT STRATEGY for TT-Canola. See General Instructions: Integrated Weed Management Strategy for TT-Canola. Can be applied up to a week before sowing or post-sowing pre-emergence (ideally incorporated by harrows). For best results apply to bare moist soil, either immediately before seeding or as a pre-emergence treatment at or within 7 days of planting. Sufficient rainfall (20-30mm) to wet the soil through the weed root zone is necessary within 2-3 weeks of application. Application should not be made to ridged or excessively cloddy soil. When applied before seeding, incorporate to a depth of 5cm.
	Annual Ryegrass (1-2 leaf stage only), Mustards, Wild Radish, Turnips		0.5-1.1kg/ha	Important: This use is subject to adherence to the INTEGRATED WEED MANAGEMENT STRATEGY for TT-Canola. See General Instructions: Integrated Weed Management Strategy for TT-Canola. Apply to moist soil when weeds are actively growing. The addition of 0.5-1% v/v of crop oil will enhance post emergence activity. Cold water: Under cold water conditions (10°C or less), use Nufarm Impel™ as a crop oil. DO NOT apply more than one post-emergence application.
Sorghum, Broom Millet, Saccaline and Forage Sorghum - DRYLAND	Amaranths, Annual Ground Cherry, Barnyard Grass, Blackberry Nightshade, Bladder Ketmia, Burrs, Caltrop, Common Thornapple, Crowsfoot Grass, Dwarf Marigold, Fat-hen, Love Grass, Mintweed, Parthenium Weed, Pigeon Grass, Pigweed, Plains Grass, Potato Weed, Prickly Paddy Melon, Spring Grass, Summer Grass, Wireweed	All States	2kg/ha	Pre-plant or Pre-emergence only: Use this technique where grasses are likely to be the major problem.
			2kg/ha followed by 1.3kg/ha	Pre-plant or Pre-emergence followed by a Postemergence application: Use this technique where long term weed control is required because of heavy rainfall or prolonged wet conditions following the initial application; or because dry weather follows sowing and spraying and weed and grass growth occurs.
			2 - 2.5kg/ha	Post-emergence only: Use the lower rate where only a broadleaf weed problem occurs and the higher rate where grasses are the major problem. Add FARMALINX Wetdrop Wetter or Spraymate Activator.
Sorghum, Broom Millet, Saccaline and Forage Sorghum - IRRIGATED	As above.	All States	1.7kg/ha followed by 1.4 - 1.6kg/ha	Pre-plant or Pre-emergence followed by a Postemergence application (See General Instructions): Use the lower rate on medium textured soils and the higher rate where grasses are the major problem or on heavy soils.
	Black Bindweed (Climbing Buckwheat), Cobbler's Peg, Sesbania Pea, Sunflowers, Wild Oats	NSW, Vic, SA, WA only	2.5 - 3.3kg/ha	Pre- or Post-emergence only (See General Instructions): Use the lower rate on light sandy soils, i.e. soils low in organic matter, and medium textured soils and the higher rate where grasses are the major problem or on heavy soils. DO NOT apply as a pre-emergence application to light sandy soils. Add FARMALINX Wetdrop Wetter or Spraymate Activator to post-emergence applications. Note: Not recommended in the M.I.A.

Situation & Crop	Weeds Controlled	State	Rate/ha	Critical Comments
Sorghum, Broom Millet, Saccaline and Forage Sorghum - IRRIGATED & DRYLAND	Black Pigweed, Mintweed	Qld only	1.3kg/ha	Pre-plant, Pre-emergence or Post-emergence application: Apply when weeds are young (4-6 true leaves) and actively growing.
	Parthenium Weed	All States	3.3kg/ha	Apply as a pre-emergent blanket spray. Add 150mL Spraymate Activator to each 100L spray.
Sorghum	Black Pigweed, Sesbania Pea		1.1kg/ha & 400mL/ha FARMALINX 2,4-D625	Post - emergence
	Amaranths, Annual Ground Cherry, Barnyard Grass, Blackberry Nightshade, Bladder Ketmia, Burrs, Caltrop, Common Thornapple, Crowsfoot Grass, Dwarf Marigold, Fat-hen, Love Grass, Mintweed, Parthenium Weed, Pigeon Grass, Pigweed, Plains Grass, Potato Weed, Prickly Paddy Melon, Spring Grass, Summer Grass, Wireweed	All States	2.5 - 3.3kg/ha	Pre-plant, Pre-emergence or Post-emergence application: Use the lower rate where broadleaf weeds are the major problem and the higher rate where grasses are the major problem or on heavy soils. Post-emergence application: Add FARMALINX Wetdrop Wetter or Spraymate Activator.
Maize & Sweet Corn - IRRIGATED & DRYLAND	Black Pigweed	Central Qld only	1.2kg/ha 350g or 1.2kg/ha	Pre-emergence Post-emergence: Use lower rate for seedlings (2 true leaves). For plants up to 3cm in diameter use higher rate. Add Spraymate Activator (See Application).
	Thornapple (<i>Datura spp.</i>) & other Broadleaf Weeds including Annual Ground Cherry, Bladder Ketmia, Caltrop, Bellvine, Mintweed, Noogoora Burr, Wild Gooseberry, Pigweed, Black Pigweed, Amaranthus spp., Sesbania Pea, Wandering Jew	Qld, NSW only	830g - 1.1kg/ha plus 330 - 500mL/ha Tordon 75-D	Use the lower rate when weeds are small and actively growing. Use the higher rate for larger weeds or when plants are not growing actively. Spray when the crop has 4 - 6 fully expanded leaves and secondary roots have developed. Do not add surfactants or crop oil. If rotating to Winter cereal crops do not apply this tank mixture within 6 months of the expected sowing date. For other crops or situations observe plant back information on the respective product labels.
Lucerne	Mintweed	All States	600g/ha	Apply when the first germination of mintweed seedlings are 5-8cm high and actively growing. Using the low volume boom spray apply 140-170 litres spray mixture per hectare. DO NOT TREAT LUCERNE STANDS UNDER ONE YEAR OLD.
Sugar Cane	Giant Sensitive Plant	Qld, WA only	2.2 - 3.3kg	Apply when soil is moist. Avoid spraying weeds under stress. Apply by ground rig only and obtain good cover of target weeds. Use high rates towards the higher end of the range where heavy soil or high trash levels are present. Use higher rates for grasses. Approximate period of weed control: 2.2kg - up to 4 weeks. 3.3kg - up to 10 weeks. A pre-emergent application is preferred for grasses.
	Barnyard Grasses, Blue Top, Borreria (Square weed), Budda Pea, Cobbler's-Pegs, Crowsfoot Grass, Flannel Weed, Paddy's Lucerne (Common sida), Pigweed, Sesbania, Sida retusa, Spiny Spider Flower (Wild Rose), Stinking Passion Vine, Summer Grasses, Sweet Briar, Thickhead, Vines	Qld, WA and NSW only		Control of emerging broadleaf weeds: Where plants are large or conditions dry add 800mL of FARMALINX 2,4-D625 plus FARMALINX Wetdrop Wetter or Spraymate Activator. Good coverage is essential. Use higher rate when up to 14 weeks residual control of broadleaf weeds is required. If grasses are a problem this product should be applied prior to weed emergence. If emerged grasses are present add Nuquat at 1.2 to 1.7L/ha.
Lupins - Weedfree Seedbed	Capeweed, Turnip, Wild Radish, Doublegee, Clovers and Medics, Mustard, Wireweed. Suppression of Annual Grass Weeds.	WA only	280 - 560g/ha plus 500mL - 1L/ha Nufarm Flowable Simazine or 280-560g/ha Simazine 900	Apply to bare moist soil immediately before or at seeding. Application should not be made to ridged or excessively cloddy soil. Incorporation by the sowing operation should not exceed 5cm. Sufficient rainfall (20-30mm) to wet the soil through the weed root zone is necessary within 2-3 weeks of application. Results can be variable if seasonal conditions are dry prior to sowing and lupins are sown into a dry or low moisture seedbed. Apply a maximum of 930g/ha of the mixture on yellow sands. Apply 1.2kg/ha on all other soil types. N.B. Some early crop phytotoxicity may be observed particularly on yellow sands carrying native pear and pine vegetation. Caution: Do not use on white or grey sands.

Situation & Crop	Weeds Controlled	State	Rate/ha	Critical Comments
Eucalyptus and Pinus radiata plantations	Common Sowthistle, Mouse-ear Chickweed, Sand Brome, Silver Grass, Wild Oats, Yorkshire Fog Grass.	All States	5 - 8.8kg/ha	Pre-planting: Graze the area heavily and apply the tank mixture by boom spray or aircraft no more than two weeks before planting. Post-planting: Apply the mixture by boom spray either immediately after or within one month of planting. When applying by aircraft, the pines must be at least one month old. Application must be made before the Spring flush commences. Use rates towards the lower end of the range where broadleaf weeds are the major problem and rates towards the higher end of the range where grasses are the major problem. Use up to 8.8 kg per hectare on clay loams and heavier textured soils. For sandy soils and soils described as highly erodible, apply a maximum of 5kg per hectare. DO NOT apply with a knapsack sprayer.
Pinus radiata Plantations	Wild Oats, Silver Grass, Rye Grass, Yorkshire Fog Grass, Sand Brome, Mouse-ear Chickweed, Capeweed, Clovers, Sow Thistle Seedlings	Vic, SA, WA, Tas, NSW only	1.6 - 2.2kg plus 5.6 - 8L Amitrole T	Pre-planting or Post-planting: Spray to pine seedlings. Use the higher rate where grasses are a major problem. Preferably apply as a strip, rather than a blanket application. Method of application - Refer APPLICATION TABLE
Grass Seed Crops (Established stands of Sirocco, Phalaris, Demeter Fescue, & Currie Cocksfoot), Seedling Signal Grass & Panicum Maximum	Brome Grass	All States	1.0 - 1.2kg/ha	Apply after the Autumn break when Brome grass is just emerging. Apply by low volume boom spray.
	Billygoat Weed (Blue Top), Cobbler's Pegs, Crowsfoot Grass, Fleabanes, Love Grass, Mexican Poppy, Setaria spp., Sida spp., Stinking Roger, Thickhead, Wild Hops, Wild Radish, Woolly Top, Rhodes Grass	Qld only	2.5 - 3.3kg/ha	Pre-emergence: Apply at or immediately after planting, preferably to a moist soil, and before crop and weeds germinate. Use the lower rate on <i>Panicum maximum</i> seed crops and the higher rate on Signal Grass when grasses are likely to be the major problem. Guinea Grass, Panics and Green Summer Grasses (<i>Brachiaria spp.</i>) are not controlled. Warning - Damage can occur to <i>Panicum maximum</i> when application is made under cool, dry conditions. NOTE: When used in Signal Grass and <i>Panicum maximum</i> user accepts all responsibility should any damage occur.
Seedling Ryegrass, Seed Crops	Winter Grass, Toad Rush	Vic only	480 - 550g/ha	Use the lower rate at 2-3 leaves and the higher rate at early tillering.
	Winter Grass, Toad Rush, Broadleaf Weeds		550g/ha plus 500mL/ha FARMALINX MCPA 500 & 160mL/ha FARMALINX Dicam	Use at the tillering stage.
Established Ryegrass Seed Crops	Winter Grass, Toad Rush, Loosestrife, Sorrel, Barley Grass, Docks, Soft Brome, Silver Grass.		830g - 1.1kg/ha	Apply after good Autumn rains have fallen and conditions are becoming cooler -around late May to mid-June. -graze heavily prior to application. Note: -Some crop damage may occur on sandy soils -if crop water stressed then damage may occur. -Do not apply Nitrogen prior to spraying.
Fallow Area Maintenance (Prior to sowing Wheat, Peas, Lupins)	Broadleaf weeds and grasses	Vic only	650g - 870g/ha	Apply late July-mid September for May-June sowing. Use the higher rate for a 14 month fallow - apply in Feb./April before Autumn rains.

Situation & Crop	Weeds Controlled	State	Rate/ha	Critical Comments
Fallow Area Maintenance prior to planting a Sorghum crop in a conservation tillage system	Amaranths, Annual Ground Cherry, Barnyard Grass, Black Bindweed (Climbing Buckwheat), Blackberry Nightshade, Bladder Ketmia, Burrs, Caltrop, Cobbler's Pegs, Common Thornapple, Crowsfoot Grass, Dwarf Marigold, Fat Hen, Love Grass, Mintweed, Parthenium Weed, Pigeon Grass, Pigweed, Plains Grass, Potato Weed, Prickly Paddy Melon, Sesbania Pea, Spring Grass, Summer Grass, Wireweed	Qld, NSW only	2 - 3.3kg/ha	Pre-plant: Apply to moist soil or when rain is imminent and prior to the germination of weeds and grasses, or as a tank mixture with a specific knockdown herbicide if weeds and grasses are present. Use the lower rate when short-term control of weeds and grasses is required or where a wheat crop will follow sorghum in the rotation. Use the higher rate when longer term control of weeds and grasses is required.
Roadside and Rights of Way	Parthenium Weed	Qld, NSW & NT only	3.3kg/ha	Pre-emergence and Post-emergence: Apply to moist soil, following germinating rains and when further follow up rain is imminent. Where germination has occurred, ensure application is made to seedling plants.

NOT TO BE USED FOR ANY PURPOSE, OR IN ANY MANNER, CONTRARY TO THIS LABEL UNLESS AUTHORISED UNDER APPROPRIATE LEGISLATION.

WITHHOLDING PERIODS

Harvest:
All Crops: **NOT REQUIRED WHEN USED AS DIRECTED.**

Grazing:

Canola: Pre-emergence application: DO NOT GRAZE OR CUT FOR STOCK FOOD FOR 15 WEEKS AFTER APPLICATION.

Canola: Post-emergence application: DO NOT GRAZE OR CUT FOR STOCK FOOD UNTIL 6 WEEKS AFTER APPLICATION.

Other Crops (except canola): DO NOT APPLY TO AREAS THAT WILL OR MAY BE GRAZED OR CUT FOR STOCK FOOD WITHIN 28 DAYS AFTER APPLICATION.

METHOD OF APPLICATION TABLE:

<i>Pinus radiata</i> Plantations.	
Type of Application	Critical Comments
Pre-planting	Graze area heavily and apply the tank mixture no more than 2 weeks before planting.
Post-planting	Apply tank mixture either immediately after or within one month of planting. Application must be made before the spring commences. Avoid spraying the pine seedlings by using directed spray.

GENERAL INSTRUCTIONS

Before opening, carefully read Directions for Use, Precautionary Statements, Safety Directions and First Aid Instructions.

This product is a pre- and post-emergence herbicide which will selectively control:

- Weeds and grasses in Canola (Triazine Tolerant varieties only), Sorghum, Maize, Sweet Corn, Sugar Cane, Lupins, Broom Millet, Saccaline and Forage Sorghum.
- Mintweed in established Lucerne.
- Brome grass in Sirocco Phalaris, Demeter Fescue and Currie Cocksfoot grass seed crops.
- Provide control of weeds and grasses growing on a fallow in a conservation tillage system.

However, established perennial species, large annuals and large broadleaf weeds are not satisfactorily controlled at the rates recommended. It acts mainly through root absorption, its effectiveness depends on the occurrence of rainfall or irrigation to move it down into the weed zone. Duration and effectiveness of control depends on the amount of chemical applied, soil type, rainfall and particular weed species.

The maximum rate of atrazine application in all crops except plantation forestry is limited to an amount of product equivalent to 3kg a.i. atrazine/ha per year.

DO NOT exceed this limit, especially when applying an atrazine herbicide post-emergence, where an atrazine herbicide has been applied preemergence.

The maximum rate of application in plantation forestry is an amount of product equivalent to 4.5kg a.i. atrazine/ha per year in sandy soils and those defined as highly erodible, and product equivalent to 8kg a.i. atrazine/ha per year in clay loam and heavier textured soils.

MIXING

- Fill vat 60-80% full with clean water BEFORE adding FARMALINX Atrazine 900 WG.
 - Begin agitating vat contents vigorously and continue agitation during entire mixing and spraying operations.
 - Pour required amount of FARMALINX Atrazine 900 WG STEADILY into vat. Allow vigorous bypass agitation to completely disperse product. DO NOT dump product into vat all at once.
 - After adding required quantity of FARMALINX Atrazine 900 WG and obtaining COMPLETE DISPERSION, continue to fill vat to desired level for spraying.
 - Thorough agitation of the spray liquid should continue during the entire spraying operation.
 - NB.: Spray solution should NOT be left standing in the vat overnight.
- Mixing:** DO NOT mix, load or apply this product within 20m of any well, sink hole, intermittent or perennial stream.

INCORPORATION (PRE-PLANT AND AT SOWING APPLICATION)

This product acts mainly by root absorption. Its effectiveness depends on the occurrence of rainfall or irrigation to move it down into the weed root zone. Sufficient rain or irrigation to thoroughly wet the soil through the weed root zone should occur or be made immediately after application to provide appropriate weed control. Delay in activation of the product may result in some weed growth.

In flood or furrow irrigation situations complete and continued activation of the product may not occur due to a thin band of dry soil on the surface during or after irrigation. Mechanical incorporation after application, using light harrows to incorporate the product into the soil not more than 4cm deep is required to ensure the irrigation water activates the product. Always apply the product to an even unridged seedbed.

RESISTANT WEEDS WARNING



FARMALINX Atrazine 900 WG Herbicide is a member of the triazines group of herbicides. FARMALINX Atrazine 900 WG has the inhibitors of photosynthesis at photosystem II mode of action. For weed resistance management FARMALINX Atrazine 900 WG is a Group C herbicide. Some naturally-occurring weed biotypes resistant to FARMALINX Atrazine 900 WG and other Group C herbicides may exist through normal genetic variability in any weed population. The resistant individuals can eventually dominate the weed population if these herbicides are used repeatedly. These resistant weeds will not be controlled by FARMALINX Atrazine 900 WG or other Group C herbicides. Since the occurrence of resistant weeds is difficult to detect prior to use, FARMALINX Australia Limited accepts no liability for any losses that may result from the failure of FARMALINX Atrazine 900 WG to control resistant weeds. Advice as to strategies and alternative treatments that can be used should be obtained from your local supplier, consultant, local Department of Agriculture/Primary Industries, or a FARMALINX representative. Any incidents of resistant must be reported to FARMALINX Pty Ltd. Phone 02 8338 9473.

Integrated Weed Management Strategy for TT Canola

An Integrated Weed Management Strategy for TTCanola (the Strategy) has been developed by FARMALINX Pty Ltd with the assistance and agreement of the Canola Association of Australia. The Strategy outlines recommendations measures and options for weed management including management of herbicide resistance in weed populations. The Strategy is available from a FARMALINX representative and the Canola Association of Australia. A program has been developed that outlines sound agronomic practices and integrated weed management programs designed to optimise the performance of TT canola. It is advised that consultation on IWM be undertaken with an accredited agronomist prior to use of FARMALINX Atrazine 900 WG on TT canola.

To minimise herbicide resistance:

- Avoid dry sowing in heavily weed infested paddocks. Wait for a weed germination after the opening rains in weedy paddocks. Use a pre-plant knockdown or cultivation. No weeds should be allowed to survive at this stage.
- Adapt the weed control program to the anticipated weed spectrum and pressure: Broadleaf Weeds and Ryegrass: Use Simazine or FARMALINX Atrazine 900 WG plus Triflurolinx 480 pre-emergence. A follow-up with a Group A herbicide (if ryegrass is susceptible) or FARMALINX Atrazine 900 WG may be necessary. Broadleaf Weeds only: Use FARMALINX Atrazine 900 WG post-emergence
- DO NOT use FARMALINX Atrazine 900 WG or Simazine if the area to be treated had a triazine herbicide applied to it last season.
- Watch for escapes in paddocks with a long history of Group C herbicide use.
- DO NOT use Group C herbicides in consecutive years.

Resistant Weeds Reporting

Growers should collect plant or seed samples where weeds that are normally susceptible to atrazine and simazine may be resistant, get them tested and seek professional advice.

To avoid Triazine carry-over

On acid soils (pH less than 6.5) - The maximum rate of FARMALINX Atrazine 900 WG or Simazine or a combination of the two products to be applied to the crop during the growing season is 2.2kg/ha.
On alkaline soils (pH greater than 6.5) - The maximum rate of FARMALINX Atrazine 900 WG or Simazine or a combination of the two products to be applied to the crop during the growing season is 1.1kg/ha.
Post-emergence use - It is recommended that FARMALINX Atrazine 900 WG only be used, and at rates of 1.1kg/ha or less, on both acid or alkaline soils.

SUMMER CROPS

Heavy rains immediately following an application tend to result in excessive concentrations of herbicide in the seed furrow, thus encouraging possible crop injury. This is most likely to occur when a pre-plant or pre-emergence application is made using rates in excess of 2kg per hectare. To avoid the likelihood of herbicide injury follow time of application (a),(b) or (d) listed below.

Time of Application (Sorghum, Maize, Broom Millet, Saccaline, Sweet Corn) Pre-plant or pre-emergence applications are preferred where grasses are the major problem.

- (a) Pre-plant Application - followed by Post-emergence Application.**
Apply after establishment of the seed bed and up to two weeks prior to sowing. Application should preferably be made to moist soil and rain or irrigation should follow application. Mechanical incorporation may also assist. If using this technique on irrigated crops then a post-emergence spray must be applied as soon as possible after the crop has emerged and has developed 2 to 3 leaves.
- (b) At Sowing Application - followed by a Post-emergence application.**
Apply at or immediately after planting and before crop and weeds emerge. Application should preferably be made to moist soil and rain or irrigation should follow application. Mechanical incorporation may also assist. If using this technique on irrigated crops then a post-emergence spray must be applied as soon as possible after the crop has emerged and has developed 2 to 3 leaves.
- (c) At Sowing Application.**
Apply at or immediately after planting and before crop and weeds emerge. Application should preferably be made to moist soil and rain or irrigation should follow application. Mechanical incorporation may also assist.
- (d) Post-emergence Application.**
Application must be made to seedling broadleaf weeds and grasses when they are not more than 1cm high. Normally the crop is then at the 2 to 3 leaf stage. For best results the soil should be moist and rain or irrigation should follow application. Add a nonionic surfactant for all post-emergence applications in sorghum, broom millet and saccaline, and a crop oil at the recommended rate to the spray mixture for maize and sweet corn.

APPLICATION

Ground Application: Application can be made as an overall or band treatment. Minimum band width should be 30cm. Apply 50 to 100 litres per hectare.

Aircraft Application: With aircraft application the need for good soil moisture at the time of application and follow up rain or irrigation within 10 days is most critical. Apply 20 to 30 litres per hectare. DO NOT use human flaggers in aerial spraying, unless protected by engineering controls such as enclosed cabs.

TT Canola:

DO NOT apply to TT-canola by aircraft. Apply only with a low boom sprayer with a 60m buffer zone downwind of treated fields to natural or impounded lakes or dams, and a 20m buffer zone for any well, sink hole, intermittent or perennial stream. Apply only to areas where run-off is unlikely to occur or where run-off may be captured by farm earthworks.

COMPATIBILITY

This product is compatible with FARMALINX Parquat 250 and other residual herbicides such as Diuron. In sugar cane only, addition of Sodium 2,4-D will assist in short term suppression of Nut-grass and other sedges.

PRECAUTION

Re-entry period: Do not enter treated areas without protective clothing until spray has dried.

PROTECTION OF CROPS, NATIVE AND OTHER NON-TARGET PLANTS

DO NOT spray foliage of desirable plants. DO NOT apply high rates of application to heavier soils if roots of desirable shrubs or trees are near the surface. DO NOT use in channels and drains. DO NOT use near newly planted shrubs, young ornamentals and species with shallow roots, eg. Prunus species, or trees in sandy porous soils. DO NOT apply under weather conditions or from spraying equipment which could be expected to cause drift onto nearby susceptible plants/crops, cropping lands or pastures. DO NOT apply or drain or flush equipment on or near desirable trees or other plants or on areas where their roots may extend or in locations where the chemical may be washed or moved into contact with their roots. DO NOT plant crops other than those recommended on this label for at least 6 months following treatments at rates up to 1.4kg per hectare and for 18 months following treatments of 1.4 to 3.3kg per hectare. DO NOT apply in excess of 3.3kg product/ha in any one year, except in forestry situations.

PROTECTION OF WILDLIFE, FISH, CRUSTACEANS AND ENVIRONMENT

DO NOT apply this product within 60m of natural or impounded lakes or dams. DO NOT use in channels and drains. DO NOT apply under meteorological conditions or from equipment which could be expected to cause drift of this product or spray mix into adjacent areas, particularly wetlands, waterbodies or watercourses.

STORAGE AND DISPOSAL

Store in the closed, original container in a dry, cool, well-ventilated area out of direct sunlight. Shake bag contents into spray tank until the bag is empty. Single rinse plastic bag before disposal. Add rinsings to spray tank. Do not dispose of undiluted chemicals onsite. Puncture or shred and deliver empty packaging for appropriate disposal to an approved waste management facility. If an approved waste management facility is not available, bury the empty packaging 500 mm below the surface in a disposal pit specifically marked and set up for this purpose clear of waterways, desirable vegetation and tree roots, in compliance with relevant Local, State or Territory government regulations. DO NOT burn empty containers or product.

SAFETY DIRECTIONS

Avoid contact with eyes and skin. DO NOT inhale dust or spray mist. When preparing spray and using the prepared spray wear elbow-length PVC gloves. After use and before eating, drinking or smoking, wash hands, arms and face thoroughly with soap and water. After each day's use wash gloves.

FIRST AID

If poisoning occurs, contact a Doctor or Poisons Information Centre (Phone Australia 13 1126).

CAUTION
KEEP OUT OF REACH OF CHILDREN
READ SAFETY DIRECTIONS BEFORE OPENING OR USING

Atrazine 900 WG

HERBICIDE

ACTIVE CONSTITUENT: 900g/kg ATRAZINE

GROUP C HERBICIDE

For the control of weeds and grasses in sorghum, maize, sugar cane, TT-canola, lucerne and for fallow area maintenance and other situations as per the Directions for Use table.

IMPORTANT: THIS LEAFLET IS PART OF THE LABEL ATTACHED TO THE CONTAINER. READ THOROUGHLY BEFORE OPENING OR USING THIS PRODUCT

farmalinx

FARMALINX Pty Ltd ABN 95 134 353 245
South Sydney Corporate Park, Unit W2E,
75-85 O'Riordan Street, Alexandria NSW 2015

farmalinx

FARMALINX Pty Ltd ABN 95 134 353 245
South Sydney Corporate Park, Unit W2E,
75-85 O'Riordan Street, Alexandria NSW 2015
T: 02 8338 9473 F: 02 9313 4352
Website: www.farmalinx.com
APVMA Approval NO.: 64356/51580



CAUTION

KEEP OUT OF REACH OF CHILDREN
READ SAFETY DIRECTIONS BEFORE OPENING OR USING

FARMALINX

Atrazine 900 WG

HERBICIDE

ACTIVE CONSTITUENT: 900g/kg ATRAZINE

GROUP C HERBICIDE

For the control of weeds and grasses in sorghum, maize, sugar cane, TT-canola, lucerne and for fallow area maintenance and other situations as per the Directions for Use table.

IMPORTANT: READ THE ATTACHED LEAFLET BEFORE OPENING OR USING.



FARMALINX Pty Ltd ABN 95 134 353 245
South Sydney Corporate Park, Unit W2E, 75-85 O'Riordan Street, Alexandria NSW 2015
T: 02 8338 9473 F: 02 9313 4352 W: www.farmalinx.com

NET CONTENTS
15 kg



MIXING

- Fill vat 60-80% full with clean water BEFORE adding Atrazine 900 WG. Begin agitating vat contents vigorously and continue agitating during entire mixing and spraying operations.
 - Pour required amount of Atrazine 900 WG STEADY into vat. Allow vigorous bypass agitation to completely disperse product. DO NOT dump product into vat all at once.
 - After adding required quantity of Atrazine 900 WG and obtaining COMPLETE DISPERSION, continue to fill vat to desired level for spraying. Thorough agitation of the spray liquid should continue during the entire spraying operation.
- N.B Spray solution should NOT be left standing in the vat or spray boom lines overnight.

STORAGE AND DISPOSAL

Store in the closed, original container in a dry, cool, well-ventilated area out of direct sunlight. Shake bag contents into spray tank until the bag is empty. Single rinse plastic bag before disposal. Add rinsings to spray tank. Do not dispose of undiluted chemicals onsite. Puncture or shred and deliver empty packaging for appropriate disposal to an approved waste management facility. If an approved waste management facility is not available, bury the empty packaging 500 mm below the surface in a disposal pit specifically marked and set up for this purpose clear of waterways, desirable vegetation and tree roots, in compliance with relevant Local, State or Territory government regulations. DO NOT burn empty containers or product.

SAFETY DIRECTIONS

Avoid contact with eyes and skin. DO NOT inhale dust or spray mist. When preparing spray and using the prepared spray wear elbow length PVC gloves. After use and before eating, drinking or smoking, wash hands, arms and face thoroughly with soap and water. After each day's use wash gloves.

FIRST AID

If poisoning occurs, contact a doctor or Poisons Information Centre. Phone Australia 13 11 26.

MATERIAL SAFETY DATA SHEET

Additional information is listed in the material safety data sheet (MSDS). A material safety data sheet for FARMALINX Atrazine 900 WG Herbicide is available from FARMALINX Pty Ltd on request. Call Customer Service on 02 8338 9473.

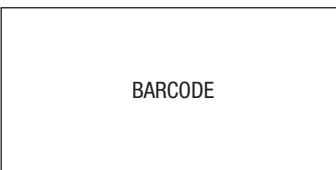
NOTICE: Seller warrants that the product conforms to its chemical description and is reasonably fit for the purposes stated on the label when used in accordance with directions under normal conditions of use. No warranty (other than non-excludable statutory warranties) of merchantability or fitness for a particular purpose, express or implied, extends to the use of the product contrary to label instructions, or under off-label permits not endorsed by FARMALINX Pty Ltd or under abnormal conditions. FARMALINX Pty Ltd accepts no liability for any loss or damage arising from incorrect storage, handling or use.

APVMA Approval No: 64356/51580

IN A TRANSPORT EMERGENCY
DIAL 000
POLICE OR FIRE BRIGADE

SPECIALIST ADVICE IN AN EMERGENCY ONLY
1800 024 973
ALL HOURS – AUSTRALIA WIDE

PLACE LEAFLET HERE



Batch No.

Date of Manufacture

CAUTION

KEEP OUT OF REACH OF CHILDREN

READ SAFETY DIRECTIONS BEFORE OPENING OR USING

FARMALINX

Atrazine 900 WG

HERBICIDE

ACTIVE CONSTITUENT: 900g/kg ATRAZINE

GROUP **C** HERBICIDE

For the control of weeds and grasses in sorghum, maize, sugar cane, TT-canola, lucerne and for fallow area maintenance and other situations as per the Directions for Use table.

**IMPORTANT: READ THE ATTACHED LEAFLET BEFORE OPENING OR USING. THE BAG MUST NOT BE SOLD SEPARATELY.
DO NOT DESTROY BOX WHILE PRODUCT STILL REMAINS.**

STORAGE AND DISPOSAL

Store in the closed, original container in a dry, cool, well-ventilated area out of direct sunlight. Shake bag contents into spray tank until the bag is empty. Single rinse plastic bag before disposal. Add rinsings to spray tank. Do not dispose of undiluted chemicals onsite. Puncture or shred and deliver empty packaging for appropriate disposal to an approved waste management facility. If an approved waste management facility is not available, bury the empty packaging 500 mm below the surface in a disposal pit specifically marked and set up for this purpose clear of waterways, desirable vegetation and tree roots, in compliance with relevant Local, State or Territory government regulations. DO NOT burn empty containers or product.

SAFETY DIRECTIONS

Avoid contact with eyes and skin. DO NOT inhale dust or spray mist. When preparing spray and using the prepared spray wear elbow length PVC gloves. After use and before eating, drinking or smoking, wash hands, arms and face thoroughly with soap and water. After each day's use wash gloves.

FIRST AID

If poisoning occurs, contact a doctor or Poisons Information Centre. Phone Australia 13 11 26.

APVMA Approval No.: 64356/51580


farmalinx

FARMALINX Pty Ltd ABN 95 134 353 245
South Sydney Corporate Park, Unit W2E, 75-85 O'Riordan Street, Alexandria NSW 2015
T: 02 8338 9473 F: 02 9313 4352 W: www.farmalinx.com

CONTENTS
10kg

Atrazine 900 WG

farmalinx



CAUTION
KEEP OUT OF REACH OF CHILDREN
READ SAFETY DIRECTIONS BEFORE OPENING OR USING

FARMALINX

Atrazine 900 WG

HERBICIDE

ACTIVE CONSTITUENT: 900g/kg ATRAZINE

GROUP C HERBICIDE

For the control of weeds and grasses in sorghum, maize, sugar cane, TT-canola, lucerne and for fallow area maintenance and other situations as per the Directions for Use table.

IMPORTANT: READ THE ATTACHED LEAFLET BEFORE OPENING OR USING.

farmalinx

FARMALINX Pty Ltd ABN 95 134 353 245
South Sydney Corporate Park, Unit W2E, 75-85 O'Riordan Street, Alexandria NSW 2015
T: 02 8338 9473 F: 02 9313 4352 W: www.farmalinx.com

NET CONTENTS
15 kg

MIXING

- Fill vat 60-80% full with clean water BEFORE adding Atrazine 900 WG. Begin agitating vat contents vigorously and continue agitating during entire mixing and spraying operations.
 - Pour required amount of Atrazine 900 WG STEADY into vat. Allow vigorous bypass agitation to completely disperse product. DO NOT dump product into vat all at once.
 - After adding required quantity of Atrazine 900 WG and obtaining COMPLETE DISPERSION, continue to fill vat to desired level for spraying. Thorough agitation of the spray liquid should continue during the entire spraying operation.
- N.B Spray solution should NOT be left standing in the vat or spray boom lines overnight.

STORAGE AND DISPOSAL

Store in the closed, original container in a dry, cool, well-ventilated area out of direct sunlight. Shake bag contents into spray tank until the bag is empty. Single rinse plastic bag before disposal. Add rinsings to spray tank. Do not dispose of undiluted chemicals onsite. Puncture or shred and deliver empty packaging for appropriate disposal to an approved waste management facility. If an approved waste management facility is not available, bury the empty packaging 500 mm below the surface in a disposal pit specifically marked and set up for this purpose clear of waterways, desirable vegetation and tree roots, in compliance with relevant Local, State or Territory government regulations. DO NOT burn empty containers or product.

SAFETY DIRECTIONS

Avoid contact with eyes and skin. DO NOT inhale dust or spray mist. When preparing spray and using the prepared spray wear elbow length PVC gloves. After use and before eating, drinking or smoking, wash hands, arms and face thoroughly with soap and water. After each day's use wash gloves.

FIRST AID

If poisoning occurs, contact a doctor or Poisons Information Centre. Phone Australia 13 11 26.

MATERIAL SAFETY DATA SHEET

Additional information is listed in the material safety data sheet (MSDS). A material safety data sheet for FARMALINX Atrazine 900 WG Herbicide is available from FARMALINX Pty Ltd on request. Call Customer Service on 02 8338 9473.

NOTICE: Seller warrants that the product conforms to its chemical description and is reasonably fit for the purposes stated on the label when used in accordance with directions under normal conditions of use. No warranty (other than non-excludable statutory warranties) of merchantability or fitness for a particular purpose, express or implied, extends to the use of the product contrary to label instructions, or under off-label permits not endorsed by FARMALINX Pty Ltd or under abnormal conditions. FARMALINX Pty Ltd accepts no liability for any loss or damage arising from incorrect storage, handling or use.

APVMA Approval No: 64356/51580

IN A TRANSPORT EMERGENCY
DIAL 000
POLICE OR FIRE BRIGADE

SPECIALIST ADVICE IN AN EMERGENCY ONLY
1800 024 973
ALL HOURS - AUSTRALIA WIDE


PLACE LEAFLET HERE



9 13437131001225

Batch No.

Date of Manufacture



9 13437131001225

Atrazine 900 WG

farmalinx