



Product Name: DEFEND SPRAY-ON SHEEP BLOWFLY TREATMENT  
APVMA Approval No: 65651/117850

Label Name:	DEFEND SPRAY-ON SHEEP BLOWFLY TREATMENT
-------------	---

Signal Headings:	FOR ANIMAL TREATMENT ONLY READ SAFETY DIRECTIONS BEFORE OPENING OR USING
------------------	---

Constituent Statements:	50 g/L dicyclanil
-------------------------	-------------------

Claims:	<p>For the protection of sheep, either off-shears or with any length wool, against strike by dicyclanil-susceptible strains of blowflies (<i>Lucilia cuprina</i>) for 18 to 24 weeks.</p> <p>For the protection of mulesing and marking wounds on sheep against strike by dicyclanil-susceptible strains of blowflies (<i>Lucilia cuprina</i>) during the wound healing process.</p> <p>DEFEND Spray-On contains dicyclanil, a member of the pyrimidine class of chemicals. It is effective against sensitive strains of blowfly (<i>Lucilia cuprina</i>). Resistance may develop to any chemical.</p>
---------	--

Net Contents:	1L 5L 20L 22L
---------------	------------------------

Directions for Use:	
---------------------	--

Restrains:	DO NOT USE on ewes which are producing or may in the future produce milk that may be used or processed for human consumption.
------------	---

Contraindications:	
--------------------	--

Precautions:	
--------------	--

Side Effects:	
---------------	--

Dosage and Administration:	<p>SHAKE WELL BEFORE USE</p> <p>DEFEND Spray-On is applied as a low-volume treatment on to areas where protection is required. When applying DEFEND, the nozzle of the applicator gun should be high enough above the fleece (approximately 15-25 cm), to achieve a 15 cm wide band at each pass for protection of body strike. For treatment of mulesing wounds, the band must be wide enough to cover the wound and 25 mm onto the surrounding wool.</p> <p>DO NOT apply during gusty or windy weather as spray drift may reduce the period of protection. It is good agricultural practice for mulesing/marking to be carried out at times of minimal fly activity. Reduced efficacy may occur in sheep affected with dermatophilosis.</p> <p>This section contains file attachment.</p>
----------------------------	---

General Directions:	<p>NOT TO BE USED FOR ANY PURPOSE, OR IN ANY MANNER, CONTRARY TO THIS LABEL UNLESS AUTHORISED UNDER APPROPRIATE LEGISLATION</p> <p>DEFEND Spray-On provides season long protection to sheep against body, breach and poll strike and may be used either off-shears or on sheep with any length wool. DEFEND Spray-On also protects mulesing and marking wounds on lambs against fly strike during the wound healing process. The dose volume is determined by the weight of sheep being treated. Apply DEFEND Spray-On according to the diagrams and tables in the Directions for Use.</p> <p>DO NOT dilute. DO NOT mix with any other product.</p> <p>Apply directly from the container or an appropriate back pack using a spray-on applicator gun recommended by Landmark. DEFEND Spray-On may be applied to all breeds of sheep to obtain protection against fly strike. Significant soiling with dags, mud, dust or urine may reduce efficacy. Where significant dags are present, a light crutching is indicated prior to treatment. Protection period may be reduced if sheep scour heavily following application.</p>
---------------------	---

Withholding Periods:	<p>MEAT: DO NOT USE less than 28 days before slaughter for human consumption.</p> <p>MILK: DO NOT USE on ewes which are producing or may in the future produce milk that may be used or processed for human consumption.</p> <p>WOOL HARVEST INTERVAL: DO NOT USE less than 3 months before shearing or fibre collection.</p>
----------------------	---

Trade Advice:	<p>EXPORT SLAUGHTER INTERVALS (ESIs): SHEEP (long wool) DO NOT USE less than 60 days before slaughter for export. SHEEP (6 weeks wool or less) DO NOT USE less than 120 days before slaughter for export. Before using this product, confirm the current ESIs from Landmark on 1300 255 347 or the APVMA website (<a href="http://www.apvma.gov.au/residues">www.apvma.gov.au/residues</a>).</p> <p>Use of this product may result in wool residues that may not comply with European Union environmental quality standards.</p> <p>Wool treated with this product may contain detectable residues; adequate treatment records should be kept and made available, if requested by wool buyers.</p>
---------------	--

Safety Directions:	<p>May irritate the eyes and skin. Avoid contact with eyes and skin. When opening the container and using the product wear elbow length rubber gloves. Wash hands after use.</p>
--------------------	--

First Aid Instructions:	If poisoning occurs contact a doctor or Poisons Information Centre. Phone Australia 131 126.
-------------------------	--

First Aid Warnings:	
---------------------	--

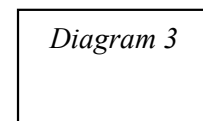
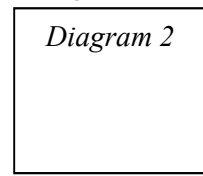
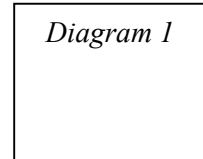
Additional User Safety:	<p>If additional information is required, refer to the Material Safety Data Sheet. For a copy phone 1300 255 347.</p> <p>Sheep Rehandling Interval: After treatment wait until sheep are dry before rehandling.</p>
-------------------------	---

Environmental Statements:	<p><b>ENVIRONMENTAL PROTECTION:</b> DO NOT contaminate dams, rivers, streams or other waterways with the chemical or used container.</p>
---------------------------	--

Disposal:	<p>[1L]:</p> <p>Dispose of container by wrapping with paper and putting in garbage.</p> <p>[Other pack sizes]:</p> <p>Triple-rinse container and dispose of rinsate in compliance with relevant local, state or territory government regulations. Do not dispose of undiluted chemicals on-site. If the container has the drumMUSTER logo visible, and has been thoroughly cleaned and dried, and is free of any visible residues, it can be recycled at any drumMUSTER collection or similar container management program site. The cap should not be replaced, but may be recycled separately with the container. If not recycling, break, crush, or puncture container and deliver to an approved waste management facility. If an approved waste management facility is not available, bury the broken, crushed or punctured containers 500 mm below the surface in a disposal pit specifically marked and set up for this purpose clear of waterways, vegetation and tree roots, in compliance with relevant local, state or territory government regulations. Do not burn empty containers or product.</p>
-----------	--

Storage:	<p>KEEP OUT OF REACH OF CHILDREN. Store below 30°C (room temperature). Protect from frost. Store in original container tightly closed in a dry, cool place. DO NOT store in direct sunlight. DO NOT re-use the container.</p>
----------	---

FOR THE PREVENTION OF BODY STRIKE ( <i>Diagram 1</i> )				CRITICAL COMMENTS
SHEEP WEIGHT (kg)	TOTAL VOLUME / SHEEP (mL)	VOLUME PER TREATMENT BAND (mL)	NO. OF BANDS	
10-20	14	7	2	<ol style="list-style-type: none"> <li>1. Use only a spray-on applicator gun recommended by Landmark.</li> <li>2. Ensure the applicator gun is clean.</li> <li>3. Calibrate applicator gun using an accurate volume measure.</li> <li>4. Ensure all areas to be protected are treated.</li> <li>5. When preventing body strike ensure bands overlap along the midline – see Diagram 1.</li> </ol>
21-30	16	8	2	
31-50	20	10	2	
>50	24	12	2	
FOR THE PREVENTION OF BREECH STRIKE ( <i>Diagram 1</i> )				
SHEEP WEIGHT (kg)	TOTAL VOLUME / SHEEP (mL)	VOLUME PER TREATMENT BAND (mL)	NO. OF BANDS	<ol style="list-style-type: none"> <li>6. When protecting mulesing wound from fly strike, take special care to treat the wound and the surrounding 25 mm of wool – see Diagram 2.</li> </ol>
10-20	7	7	1	
21-30	8	8	1	
31-50	10	10	1	
>50	12	12	1	
FOR THE PREVENTION OF POLL STRIKE ( <i>Diagram 1</i> )				<ol style="list-style-type: none"> <li>7. When protecting marking wounds from fly strike, take special care to treat the wound and surrounding wool – see Diagram 3.</li> </ol>
Rams and sheep susceptible to poll strike should be treated. Apply 5mL of <i>Defend Spray-On</i> to the areas requiring protection, around the poll and horns.				
FOR THE PREVENTION OF FLY STRIKE AFTER MULESING ( <i>Diagram 2</i> )				
Apply two bands, one over each side of the mulesing wound and overlapping 25mm onto the surrounding wool.				
SHEEP WEIGHT (kg)	TOTAL VOLUME / SHEEP (mL)	VOLUME PER TREATMENT BAND (mL)	NO. OF BANDS	<ol style="list-style-type: none"> <li>7. When protecting marking wounds from fly strike, take special care to treat the wound and surrounding wool – see Diagram 3.</li> </ol>
Up to 30	8	4	2	
31-50	10	5	2	<ol style="list-style-type: none"> <li>7. When protecting marking wounds from fly strike, take special care to treat the wound and surrounding wool – see Diagram 3.</li> </ol>
FOR THE PREVENTION OF FLY STRIKE AFTER MARKING ( <i>Diagram 3</i> )				



<ul style="list-style-type: none"> <li>▪ When a tail has been amputated, apply 4 mL over the crutch ensuring sufficient coverage of the open wound.</li> <li>▪ When the tail has not been amputated, ensure sufficient coverage of the tail where the rubber ring has been applied.</li> </ul> <p>In the case of ram lambs a further 4 mL can be sprayed over and around the scrotum area after the rubber ring has been applied.</p>				<p>8. This product is not recommended for treating existing strikes. Use a product registered as a dressing for existing strikes.</p> <p>9. Heavy rain following application of this product could diminish the period of protection.</p> <p>10. <i>Defend Spray-On</i> contains a scourable colouring agent for easy band identification.</p> <p>11. Withholding periods must be observed following application of <i>Defend Spray-On</i> for any purpose including after mulesing and/or marking as finite residues will occur.</p>
LAMBS WEIGHT (< 30 kg)	TOTAL VOLUME / LAMB (mL)	VOLUME PER TREATMENT BAND (mL)	NO. OF BANDS	
Ram lambs	8	4	2	
Ewe lambs	4	4	1	