



Product Name: CLiK Ultra Spray-On Sheep Blowfly Treatment
APVMA Approval No: 81863/137029

Label Name:	CLiK Ultra Spray-On Sheep Blowfly Treatment
-------------	---------------------------------------------

Signal Headings:	FOR ANIMAL TREATMENT ONLY READ SAFETY DIRECTIONS BEFORE OPENING OR USING
------------------	-----------------------------------------------------------------------------

Constituent Statements:	65 g/L DICYCLANIL
-------------------------	-------------------

Claims:	<p>For the protection of sheep, either off-shears or with any length wool, against fly strike (caused by dicyclanil-susceptible strains of blowflies (<i>Lucilia cuprina</i>)) for up to 29 weeks. For the protection of mulesing and marking wounds on sheep against fly strike (caused by dicyclanil-susceptible strains of blowflies (<i>Lucilia cuprina</i>)) during the wound healing process.</p> <p>CLiK ULTRA contains dicyclanil, a member of the pyrimidine group of chemicals. It is effective against strains of <i>Lucilia cuprina</i> that are sensitive to dicyclanil. It is not as effective against strains of <i>Lucilia cuprina</i> that develop resistance to dicyclanil. Resistance may develop to any chemical. Ask your local veterinary practitioner or animal health advisor for recommended parasite management practices for your area to reduce development of resistance.</p>
---------	------------------------------------------------------------------------------------------------------------------------------------------------------------------------------------------------------------------------------------------------------------------------------------------------------------------------------------------------------------------------------------------------------------------------------------------------------------------------------------------------------------------------------------------------------------------------------------------------------------------------------------------------------------------------------------------------------------------------------------------------------------------------------------------------------------------------------------------------------------------------------------------------------------

Net Contents:	25L 20L 5L 800mL
---------------	---------------------------

Directions for Use:	
---------------------	--

Restrains:	DO NOT use on ewes which are producing or may in the future produce milk that may be used or processed for human consumption. DO NOT re-treat animals for a minimum of 9 weeks after last treatment. DO NOT apply at the same time as any other backline products.
------------	--------------------------------------------------------------------------------------------------------------------------------------------------------------------------------------------------------------------------------------------------------------------------

Contraindications:	
--------------------	--

Precautions:	
--------------	--

Side Effects:	
---------------	--

Dosage and Administration:	<p>CRITICAL COMMENTS</p> <ol style="list-style-type: none"> 1. Use only a spray-on applicator gun recommended by Elanco Australasia Pty Ltd. 2. Ensure the applicator gun is clean. 3. Calibrate applicator gun using an accurate volume measure. 4. Ensure all areas to be protected are treated. 5. When preventing body strike ensure bands overlap along the midline (Diagram 1). 6. When protecting mulesing wounds from fly strike, take special care to treat the wound and the surrounding 25 mm of wool (Diagram 2). 7. When protecting marking wounds from fly strike, take special care to treat the wound and surrounding wool (Diagram 3). 8. This product is not recommended for treating existing strikes. Use a product registered as a dressing for existing strikes. 9. Heavy rain following the application of this product could diminish the period of protection. 10. CLiK ULTRA Spray-On contains a scourable colouring agent for easy band identification. 11. Withholding periods must be observed following application of CLiK ULTRA Spray-On for any purpose including after mulesing/marking as finite residues will occur. <p>This section contains file attachment.</p>
----------------------------	------------------------------------------------------------------------------------------------------------------------------------------------------------------------------------------------------------------------------------------------------------------------------------------------------------------------------------------------------------------------------------------------------------------------------------------------------------------------------------------------------------------------------------------------------------------------------------------------------------------------------------------------------------------------------------------------------------------------------------------------------------------------------------------------------------------------------------------------------------------------------------------------------------------------------------------------------------------------------------------------------------------------------------------------------------------------------------------------------------------------------------------------------------------------------------------------------------------------------------------------------------------------------------------------------------------------

General Directions:	<p>NOT TO BE USED FOR ANY PURPOSE, OR IN ANY MANNER, CONTRARY TO THIS LABEL UNLESS AUTHORISED UNDER APPROPRIATE LEGISLATION.</p> <p>GENERAL INSTRUCTIONS</p> <p>SHAKE WELL BEFORE USE</p> <p>Use remaining product within 12 months of opening the container.</p> <p>FOR THE PREVENTION OF BODY STRIKE (Diagram 1)</p> <p>FOR THE PREVENTION OF BREECH STRIKE (Diagram 1)</p> <p>FOR THE PREVENTION OF POLL STRIKE (Diagram 1) Rams and sheep susceptible to poll strike should be treated. Apply 5 mL of CLiK ULTRA Spray-On to the areas requiring protection, around the poll and horns.</p> <p>FOR THE PREVENTION OF FLY STRIKE AFTER MULESING (Diagram 2) Apply two bands, one over each side of the mulesing wound and overlapping 25 mm onto the surrounding wool.</p> <p>FOR THE PREVENTION OF FLY STRIKE AFTER MARKING (Diagram 3)</p> <ul style="list-style-type: none"> • When a tail has been amputated, apply 4 mL over the crutch ensuring sufficient coverage of the open wound. • When the tail has not been amputated, ensure sufficient coverage of the tail where the rubber ring has been applied. <p>In the case of ram lambs a further 4 mL can be sprayed over and around the scrotum area after the rubber ring has been applied.</p> <p>CLiK ULTRA Spray-On provides season long protection to sheep against body, breech and poll strike for up to 29 weeks and may be used on sheep either off-shears or with any length wool. CLiK ULTRA Spray-On also protects mulesing and marking wounds on lambs against fly strike during the wound healing process. The dose volume is determined by the</p>
---------------------	------------------------------------------------------------------------------------------------------------------------------------------------------------------------------------------------------------------------------------------------------------------------------------------------------------------------------------------------------------------------------------------------------------------------------------------------------------------------------------------------------------------------------------------------------------------------------------------------------------------------------------------------------------------------------------------------------------------------------------------------------------------------------------------------------------------------------------------------------------------------------------------------------------------------------------------------------------------------------------------------------------------------------------------------------------------------------------------------------------------------------------------------------------------------------------------------------------------------------------------------------------------------------------------------------------------------------------------------------------------------------------------------------------------------------------------------------------------------------------------------------------------------------------------------------------------------------------------------------------------------------------------------------------------------------------------------------------------------

	<p>weight of sheep being treated. Apply CLiK ULTRA Spray-On according to the diagrams and tables in the Directions for Use. Apply directly from the container or an appropriate back pack using a spray-on applicator gun recommended by Elanco Australasia Pty Ltd. CLiK ULTRA Spray-On may be applied to all breeds of sheep to obtain protection against fly strike. CLiK ULTRA Spray-On is applied as a low-volume treatment onto areas where protection is required. When applying CLiK ULTRA Spray-On, the nozzle of the applicator gun should be high enough above the fleece (approximately 15–25 cm), to achieve a 15 cm wide band at each pass for protection from body strike. For treatment of mulesing wounds, the band must be wide enough to cover the wound and 25 mm onto the surrounding wool.</p> <p>The product should not be applied during gusty or windy weather as spray drift may reduce the period of protection. It is good agricultural practice for mulesing/marking to be carried out at times of minimal fly activity. Reduced efficacy may occur in sheep affected with dermatophilosis. Significant soiling with dags, mud, dust or urine may reduce efficacy. Where significant dags are present, a light crutching is recommended prior to treatment. Protection period may be reduced if sheep scour heavily following application.</p> <p>Not to be mixed with any other product. Not to be diluted.</p>
--	-----------------------------------------------------------------------------------------------------------------------------------------------------------------------------------------------------------------------------------------------------------------------------------------------------------------------------------------------------------------------------------------------------------------------------------------------------------------------------------------------------------------------------------------------------------------------------------------------------------------------------------------------------------------------------------------------------------------------------------------------------------------------------------------------------------------------------------------------------------------------------------------------------------------------------------------------------------------------------------------------------------------------------------------------------------------------------------------------------------------------------------------------------------------------------------------------------------------------------------------------------------------------------------------------------------------------------------------------------------------------------------------------------------------------------------------------

Withholding Periods:	<p>MEAT: DO NOT USE less than 21 days before slaughter for human consumption.</p> <p>MILK: DO NOT USE on ewes which are producing or may in the future produce milk that may be used or processed for human consumption.</p> <p>WOOL HARVESTING INTERVAL: DO NOT USE less than 3 months before shearing or fibre collection.</p> <p>DO NOT re-treat animals for a minimum of 9 weeks after last treatment.</p>
----------------------	----------------------------------------------------------------------------------------------------------------------------------------------------------------------------------------------------------------------------------------------------------------------------------------------------------------------------------------------------------------------------------------------------------------

Trade Advice:	<p>TRADE ADVICE–EXPORT SLAUGHTER INTERVAL (ESI): DO NOT USE less than 9 weeks before slaughter for export. Before using this product, confirm the current ESI from Elanco Australasia Pty Ltd on 1800 226 324 or the APVMA website (www.apvma.gov.au/residues).</p> <p>Use of this product may result in wool residues that may not comply with European Union environmental quality standards.</p> <p>Wool treated with this product may contain detectable residues; adequate treatment records should be kept and made available, if requested by wool buyers.</p>
---------------	----------------------------------------------------------------------------------------------------------------------------------------------------------------------------------------------------------------------------------------------------------------------------------------------------------------------------------------------------------------------------------------------------------------------------------------------------------------------------------------------------------------------------------------------------------------------------------------------------------------------

Safety Directions:	<p>May irritate the eyes and skin. Avoid contact with eyes and skin. When opening the container and using the product wear elbow length rubber gloves. Wash hands after use.</p>
--------------------	----------------------------------------------------------------------------------------------------------------------------------------------------------------------------------

First Aid Instructions:	<p>First aid is not generally required. If in doubt, contact a doctor or Poisons Information Centre (Phone Australia 13 11 26 or a doctor).</p>
-------------------------	-------------------------------------------------------------------------------------------------------------------------------------------------

First Aid Warnings:	
---------------------	--

Additional User Safety:	<p>Sheep Rehandling Interval: After treatment wait until sheep are dry before rehandling.</p> <p>If additional hazard information is required, refer to the Safety Data Sheet. For a copy phone 1800 226 324.</p>
-------------------------	-------------------------------------------------------------------------------------------------------------------------------------------------------------------------------------------------------------------

Environmental Statements:	<p>ENVIRONMENTAL PROTECTION</p> <p>DO NOT contaminate dams, rivers, streams or other waterways with the chemical or used containers.</p>
---------------------------	------------------------------------------------------------------------------------------------------------------------------------------

Disposal:	<p>Small containers ≤ 1 L: Dispose of container by wrapping with paper and putting in garbage.</p> <p>Containers > 1 L: Triple-rinse container and dispose of rinsate in compliance with relevant local, state or territory government regulations. Do not dispose of undiluted chemicals on-site. If recycling, replace cap and return clean container to recycler or designated collection point. If not recycling, break, crush, or punch container and deliver to an approved waste management facility. If an approved waste management facility is not available, bury the broken, crushed or punctured containers 500 mm below the surface in a disposal pit specifically marked and set up for this purpose clear of waterways, vegetation and tree roots, in compliance with relevant local, state or territory government regulations. Do not burn empty containers or product.</p> <p>DrumMUSTER-eligible containers: This container can be recycled if it is clean, dry, free of visible residues and has the drumMUSTER logo visible. Triple-rinse container for disposal. Dispose of rinsate or any undiluted chemical according to State legislative requirements. Wash outside of the container and the cap. Store cleaned container in a sheltered place with cap removed. It will then be acceptable for recycling at any drumMUSTER collection or similar container management program site. The cap should not be replaced but may be taken separately.</p>
-----------	---------------------------------------------------------------------------------------------------------------------------------------------------------------------------------------------------------------------------------------------------------------------------------------------------------------------------------------------------------------------------------------------------------------------------------------------------------------------------------------------------------------------------------------------------------------------------------------------------------------------------------------------------------------------------------------------------------------------------------------------------------------------------------------------------------------------------------------------------------------------------------------------------------------------------------------------------------------------------------------------------------------------------------------------------------------------------------------------------------------------------------------------------------------------------------------------------------------------------------------------------------------------------------------------------------------------------------------------------------------------------------------------------------------------------------------------------------------------------------------------------

Storage:	<p>Keep out of reach of children. Store below 30°C (room temperature). Do not freeze, protect from light. Store in original container tightly closed in a dry, cool place.</p>
----------	-------------------------------------------------------------------------------------------------------------------------------------------------------------------------------------

DOSAGE TABLES

CLiK Ultra Spray-On Sheep Blowfly Treatment**FOR THE PREVENTION OF BODY STRIKE (Diagram 1)**

SHEEP WEIGHT (kg)	TOTAL VOLUME/SHEEP (mL)	VOLUME PER TREATMENT BAND (mL)	NO. OF BANDS
12–14	12	12	1
15–30	15	15	1
31–40	20	10	2
41–50	22	11	2
>50	24	12	2

FOR THE PREVENTION OF BREECH STRIKE (Diagram 1)

SHEEP WEIGHT (kg)	TOTAL VOLUME/SHEEP (mL)	VOLUME PER TREATMENT BAND (mL)	NO. OF BANDS
12–14	12	12	1
15–30	15	15	1
31–40	20	10	2
41–50	22	11	2
>50	24	12	2

FOR THE PREVENTION OF FLY STRIKE AFTER MULESING (Diagram 2)

SHEEP WEIGHT (kg)	TOTAL VOLUME/SHEEP (mL)	VOLUME PER TREATMENT BAND (mL)	NO. OF BANDS
up to 30	8	4	2
31–50	10	5	2

FOR THE PREVENTION OF FLY STRIKE AFTER MARKING (Diagram 3)

LAMBS WEIGHT (<30 kg)	TOTAL VOLUME/LAMB (mL)	VOLUME PER TREATMENT BAND	NO. OF BANDS
Ram lambs	8	4	2
Ewe lambs	4	4	1

Application Diagrams

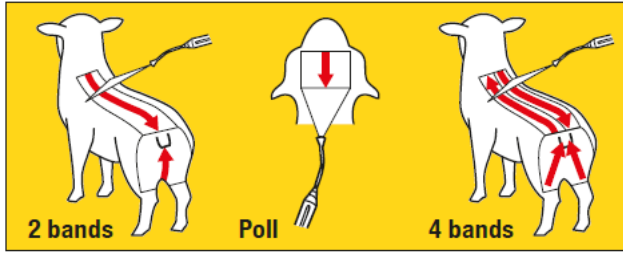


Diagram 1

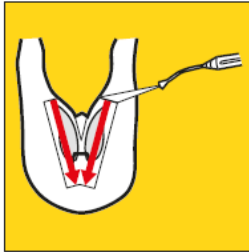


Diagram 2

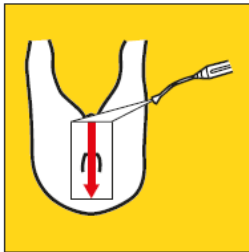


Diagram 3