



Product Name: Conquest Rangelan 200 Herbicide
APVMA Approval No: 87617/122333

Label Name:	Conquest Rangelan 200 Herbicide
Signal Headings:	POISON KEEP OUT OF REACH OF CHILDREN READ SAFETY DIRECTIONS BEFORE OPENING OR USING
Constituent Statements:	200 g/kg TEBUTHIURON
Mode of Action:	GROUP C HERBICIDE
Statement of Claims:	For control of brigalow regrowth, tea tree regrowth, Mimosa pigra and certain problem woody weeds on grazing lands by hand, aerial and ground application as specified in the Directions for Use table.
Net Contents:	5 Kg - 1000 Kg
Restrains:	<p>RESTRAINTS</p> <p>DO NOT apply this product to salt or erosion prone areas.</p> <p>DO NOT apply this product within 100 metres of a recognised water course.</p> <p>DO NOT apply Conquest Rangelan 200 Herbicide on land with a slope greater than 20 percent (11 degrees).</p> <p>DO NOT apply Conquest Rangelan 200 Herbicide under conditions which will cause pellet movement to non-target areas during application.</p> <p>RETAIN at least 20 percent of the original tree population in wildlife corridors that are at least 100 metres wide. These are essential for shade and protection of livestock and native fauna. Ideally, shelter belts should traverse variable terrain, particularly ridgelines and hill tops as well as water courses, and link other vegetated corridors where possible.</p> <p>FOR LONG TERM VIABILITY retain a minimum of 5 hectares for shade areas, regardless of vegetation type.</p> <p>DO NOT apply Conquest Rangelan 200 Herbicide on field crops, near desirable trees or shrubs or to areas into which their roots may extend or in locations where the chemical may be washed into contact with their roots as injury or death may occur.</p> <p>DO NOT apply Conquest Rangelan 200 Herbicide to land to be put under field crops within 5 years of application.</p>

Directions for Use:	This section contains file attachment.
---------------------	--

Other Limitations:	<p>FOR NATIVE VEGETATION</p> <p>Use of Conquest Rangelan 200 Herbicide on native vegetation must be done in accordance with STATE and/or LOCAL legislation.</p>
--------------------	--

Withholding Periods:	WITHHOLDING PERIOD: NOT REQUIRED WHEN USED AS DIRECTED.
----------------------	---

Trade Advice:	
---------------	--

General Instructions:	<p>This section contains file attachment.</p> <p>File Name: GENERAL INSTRUCTIONS.docx</p> <p>File Size: 68185 bytes</p>
-----------------------	---

Resistance Warning:	<p>RESISTANT WEEDS WARNING GROUP C HERBICIDE</p> <p>Conquest Rangelan 200 Herbicide is a member of the Ureas group of herbicides. The product has inhibitors of photo-synthesis at photosystem II mode of action. For weed resistance management, the product is a Group C herbicide. Some naturally-occurring weed biotypes resistant to the product and other Group C herbicides may exist through normal genetic variability in any weed population.</p> <p>The resistant individuals can eventually dominate the weed population if these herbicides are used repeatedly. These resistant weeds will not be controlled by this product or other Group C herbicides.</p> <p>Since the occurrence of resistant weeds is difficult to detect prior to use, Conquest Crop Protection Pty Ltd accepts no liability for any losses that may result from the failure of this product to control resistant weeds. Strategies to minimise the risk of herbicide resistance are available.</p> <p>Contact your farm chemical supplier, consultant, local Department of Agriculture or local Conquest Crop Protection Pty Ltd representative.</p>
---------------------	---

Precautions:	
--------------	--

Protections:	<p>PROTECTION OF CROPS, NATIVE AND OTHER NON-TARGET PLANTS</p> <p>DO NOT allow any roots of desirable plants, trees or ornamentals to contact Conquest Rangelan 200 Herbicide.</p> <p>Conquest Rangelan 200 Herbicide may cause temporary herbicidal symptoms to appear on perennial grasses. Higher rates of application of Conquest Rangelan 200 (2 g/m²) may kill grasses, particularly native annuals. This effect can be minimised by application when grasses are dormant.</p> <p>Conquest Rangelan 200 Herbicide may seriously injure desirable forage plants such as pasture legumes and other broadleaf plants. These species may regenerate in subsequent seasons.</p> <p>PROTECTION OF LIVESTOCK</p> <p>Poisonous plants may become more palatable after application of granules and stock should be kept away from these plants until they have died down.</p> <p>PROTECTION OF WILDLIFE, FISH, CRUSTACEANS AND ENVIRONMENT</p>
--------------	---

DO NOT contaminate streams, rivers or waterways with the granules or used containers.

Storage and Disposal:

STORAGE AND DISPOSAL

Store in the closed original container in a dry, cool well-ventilated area out of direct sunlight. DO NOT store near food, feedstuffs, fertilisers or seed. Do not dispose of granules on-site. Shake bag contents into application equipment until the bag is empty. Do not dispose of undiluted chemicals on-site. Puncture or shred and bury empty bags in an approved waste management facility. If an approved waste management facility is not available, bury the empty packaging 500 mm below the surface in a disposal pit specifically marked and set up for this purpose, clear of waterways, desirable vegetation and tree roots, in compliance with relevant local, state or territory government regulations. Do not burn empty containers or product.

SMALL SPILL MANAGEMENT

Sweep up material for disposal and contain in a refuse vessel for disposal (see Storage and Disposal Section).

Safety Directions:

Harmful if swallowed. Will irritate the eyes. Repeated exposure may cause allergic disorders. Avoid contact with eyes and skin. When opening the container and preparing the product and using the prepared product wear cotton overalls buttoned to the neck and wrist and a washable hat and elbow-length chemical resistant gloves. Wash hands after use. After each day's use wash gloves and contaminated clothing.

First Aid Instructions:

If poisoning occurs contact a doctor or Poisons Information Centre. Phone Australia 13 11 26, New Zealand 0800 764 766

First Aid Warnings:

GENERAL INSTRUCTIONS

REVIEW THE RESTRAINTS BEFORE READING THESE INSTRUCTIONS

- Conquest Rangelan 200 Herbicide may be applied at any time of the year. Treatments become effective after sufficient rainfall has occurred to move the chemical into the root zone where it is absorbed by woody plants. Applications just prior to seasonal rainfall give the most rapid response.
- Herbicidal activity will continue for several seasons after application. During this time woody plants may go through repeated defoliations and re-growths until death occurs. A single application is normally effective for several years.
- Forage grass production usually increases as woody weed competition is reduced. Increased grass production is also dependent on adequate rainfall and an acceptable grazing management program. It is important to allow grasses to seed and seedlings to become established after treatment before grazing pressure is increased. Areas treated with Conquest Rangelan 200 Herbicide may be over seeded with suitable pasture species. Consult your agricultural specialist for details on suitable seeding rates, timing and fertilizer application program.
- The residual action of Conquest Rangelan 200 Herbicide may be impaired if fire occurs before clay pellets are dissolved and the chemical has moved into the root zone.

APPLICATION METHODS

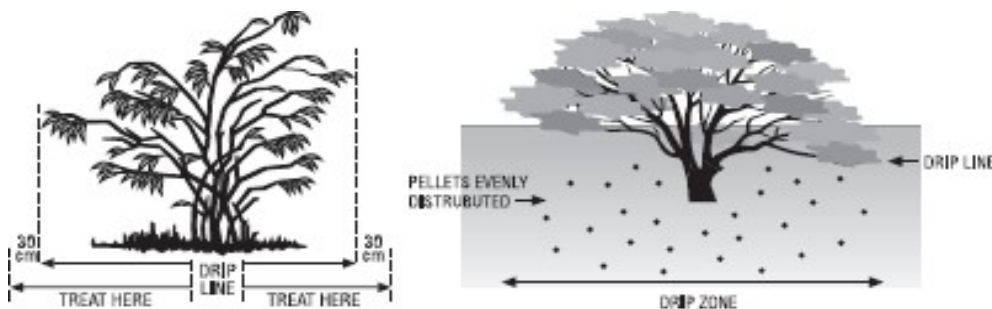
HAND APPLICATION

- Gloves must be used during hand application.
- Apply Conquest Rangelan 200 Herbicide by uniformly distributing by hand using the Conquest Rangelan 200 Herbicide hand dispenser over the desired area after weighing out the recommended quantity of pellets or the Conquest Rangelan 200 Herbicide volumetric measure cup. As an example, a measured weight or measured volume of 20 grams will treat 10 – 20 m² at the rate of 1 – 2 g/m².
- When applying pellets, distribute them under the tree or regrowth canopy from the root crown or stems to 30 cm beyond the drip zone of the plants you want to control.
- The time required to complete plant death depends on soil type, amount of rainfall, root depth, plant species, plant density and rate of Conquest Rangelan 200 Herbicide used.
- Some species may go through several defoliations from 6 months to 2 years before dying.
- Timber and regrowth control with Conquest Rangelan 200 Herbicide pellets may be variable when used on soils with high clay content, high organic matter or when treating deep rooted or more tolerant species.

TREATING INDIVIDUAL TREES BY HAND

- Estimate the area within 30 cm beyond the drip zone, i.e. the area under the plant canopy. It is essential that this area is treated as evenly as possible with pellets being spread from the tree trunk to slightly beyond the drip line formed by the branches.
- **Do not throw all the pellets at the base of the tree trunk.** This will waste material and could result in poor control.

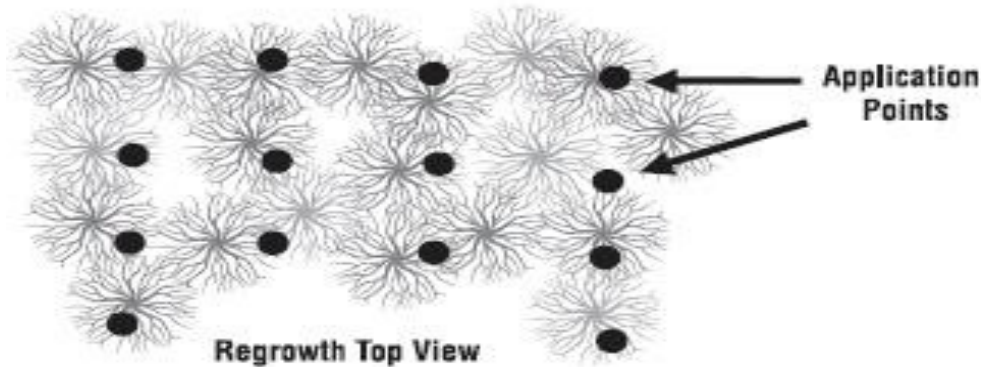
Example



TREATMENT OF CLUMPS OF TREES OR PATCHES OF REGROWTH BY HAND

- Conquest Rangelan 200 Herbicide pellets are particularly effective in treating areas of regrowth.
- Estimate the area within 30 cm beyond the drip zone and apply the Conquest Rangelan 200 Herbicide pellets on a grid pattern to uniformly cover the area.
- Pellets should be applied over the top of regrowth if at all possible in an attempt to maintain a good distribution pattern.

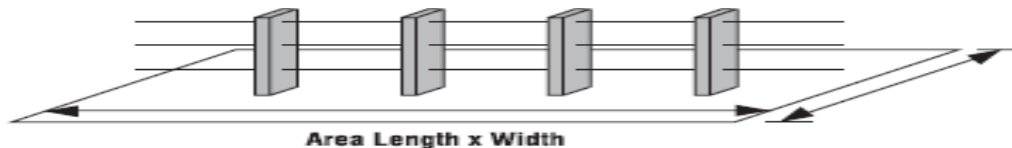
Example



TREATING FENCE LINES BY HAND

- Estimate the area to be treated, along the fence line and then apply Conquest Rangelan 200 Herbicide pellets on both sides of the fence line as evenly as possible within the area extending 30 cm out beyond drip zone.

Example



AERIAL AND GROUND APPLICATION

- Apply Conquest Rangelan 200 Herbicide by uniformly distributing with an approved aircraft or ground driven air equipment, after calibration to achieve the desired application rate.
- Conquest Rangelan 200 Herbicide may be applied at any time of year. Treatments become effective after sufficient rainfall has occurred to move the chemical into the root zone where it is absorbed by woody plants. Applications just prior to seasonal rainfall give the most rapid response.
- Herbicidal activity will continue for several seasons after application. During this time woody plants may go through repeated defoliations and re-growth until death occurs. A single application is normally effective for several years.
- Forage grass production usually increases as woody weed competition is reduced. Increased grass production is also dependent on adequate rainfall and an acceptable grazing management program.
- It is important to allow grasses to seed and seedlings to become established after treatment before grazing pressure is increased. Areas treated with Conquest Rangelan 200 Herbicide may be over seeded with suitable pasture species. Consult your agricultural specialist for details of suitable seeding rates, timing and fertilizer application program.
- The residual action of Conquest Rangelan 200 Herbicide may be impaired if fire occurs before clay pellets are dissolved and the chemical has moved into the root zone.

1. Aerial Application

Aerial application of Conquest Rangelan 200 Herbicide can be carried out by fixed wing aircraft or helicopter fitted with specially designed application apparatus. Use a Positive Metering Device (Meterate) for fixed wing aircraft and Isolair or similar precision equipment for helicopters. A minimum flying height of 20 metres above the canopy of the target plants must be maintained. The swath width is dependent on the type of spreader used.

The target areas must be correctly marked out and flown with the aid of GPS (Global Positioning System) or markers clearly visible to the operator or a method of marking approved by Conquest Crop Protection Pty Ltd.

2. Ground Application

Ground applications of Conquest Rangelan 200 Herbicide can be carried out in suitable areas by accredited operators.

CLEANING APPLICATION EQUIPMENT

Thoroughly clean all traces of Conquest Rangelan 200 Herbicide from vessels holding pellets e.g. bucket, measuring cylinder and gloves after use.

Residues cleaned from this application equipment should not be emptied on areas where they will contact roots of desirable trees, shrubs or plants.

DIRECTIONS FOR USE

Table 1: Hand Application

See **GENERAL INSTRUCTIONS - APPLICATION** section for application method details.

SITUATION	WEEDS CONTROLLED	STATE	RATE g/m ²	CRITICAL COMMENTS
Brigalow regrowth and associated problem woody weeds on grazing land	Belah	Qld only	1.5	<p>Estimate the area within 30 cm beyond the drip zone of each target weed or group of weeds and calculate the amount of Conquest Rangelan 200 Herbicide to cover area to be treated.</p> <p>Distribute the required dose uniformly within this area.</p> <p>Use the higher rate for heavy density regrowth and heavy clay soils.</p> <p>(1) Some suppression of these species is provided by the rates given.</p> <p>(2) DO NOT use within 30m of trees. DO NOT apply to single continuous area greater than 0.5 ha in size.</p>
	Brigalow, Currant Bush	NSW & Qld only	1 to 1.5	
	Dawson Gum	Qld only	1	
	False Sandlewood (1)	NSW & Qld only	2	
	Holly Bush		1.5	
	Limebush		1	
	Poplar Box	Qld only		
	Whitewood	NSW, Qld & NT only		
Yellowwood	Qld only			
Tea tree regrowth and associated woody weeds on grazing land	Black Tea Tree	Qld, WA & NT only	1.5	
	Broadleaf Tea Tree		1	
	Cocky Apple (1)		2	
	Paperbark Tea Tree, Poplar Gum		1.5	
	Swamp Box		2	
Other woody weeds on grazing land	African Boxthorn	NSW, Qld & NT only	2	
	Blue Heliotrope (2)	NSW only	0.5	
	Broadleaf Ironbark, Brown Box	Qld only	1.5	
	Coolibah	Qld & NT only	1	
	Gidgee	Qld only	0.5 to 1	
	Gum-topped Box		1.5	
	Groundsel Bush	NSW & Qld only	1	
	Lantana (1)		2	
	Parkinsonia	Qld & NT only	1 to 1.5	
	Prickly Acacia, Rubbervine	Qld & NT only	1.5	
Wild Rosemary	NSW & Qld only			
Giant sensitive plant on grazing land and other grasslands	<i>Mimosa pigra</i>	NT only	1	Apply after the onset of storms (to moisten soil, close soil cracks (where applicable) and freshen growth of giant sensitive tree) and before wet season surface flooding. Repeat application may be required in year two for long term control. Some grass suppression may occur.

NOT TO BE USED FOR ANY PURPOSE, OR IN ANY MANNER, CONTRARY TO THIS LABEL UNLESS AUTHORISED UNDER APPROPRIATE LEGISLATION.

DIRECTIONS FOR USE: Aerial and Ground ApplicationSee **GENERAL INSTRUCTIONS - APPLICATION METHODS** Section for application method details.

SITUATION	WEEDS CONTROLLED	STATE	RATE kg/ha	CRITICAL COMMENTS
Brigalow regrowth and associated problem woody weeds on grazing land	Belah, Brigalow, Currant Bush, Dawson Gum, Limebush, Poplar Box, Scrub Boonaree, Whitewood, Wild Rosemary, Yellowwood	Qld only	7.5 to 15	For brigalow areas, a guide to the recommended rates is 7.5 kg for lighter duplex soils, 10 kg for medium density regrowth on light clay soils, 12.5 kg and above for heavy density regrowth on heavy acidic clays.
	False Sandalwood (1)		10 to 15	On False Sandalwood partial control and suppression only will be obtained at the specified rate.
Tea tree regrowth and associated woody weeds on grazing land	Broadleaf Tea Tree, Paperbark Tea Tree		5 to 7.5	For tea tree use the highest rate if the area is prone to waterlogging. Excessive rainfall or waterlogging may reduce control.
	Cocky Apple (2), Swamp Box	10	(2) For Cocky Apple partial control and suppression only will be given at the specified rate.	
Other woody weeds on grazing land	Gidgee	Qld only	5 to 10	Use the high rate on dense growth or heavy clay soils.
	Parkinsonia	Qld & NT only	10 to 15	
	Prickly Acacia			
	Polar Gum		7.5 to 10	
	Rubbervine		7.5 to 15	
Eucalypt woodland management using Property Management Planning Principles	Poplar Box	Qld only	7.5 to 10	Use the higher rate on dense growth or heavier clay soils. To be used in accordance with any "Tree Clearing Guidelines" and 20% intact retention of species.
Giant sensitive plant on grazing land and other grasslands	<i>Mimosa pigra</i>	NT only	5 to 10	Apply after the onset of storms (to moisten soil, close soil cracks – where applicable – and freshen growth of giant sensitive plant) and before wet season surface flooding. Repeat application may be required in year two for long term control. Some grass suppression may occur.

NOT TO BE USED FOR ANY PURPOSE, OR IN ANY MANNER, CONTRARY TO THIS LABEL UNLESS AUTHORISED UNDER APPROPRIATE LEGISLATION.